
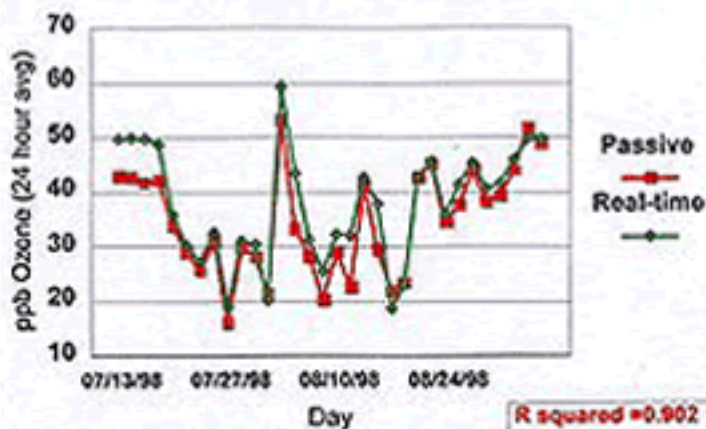


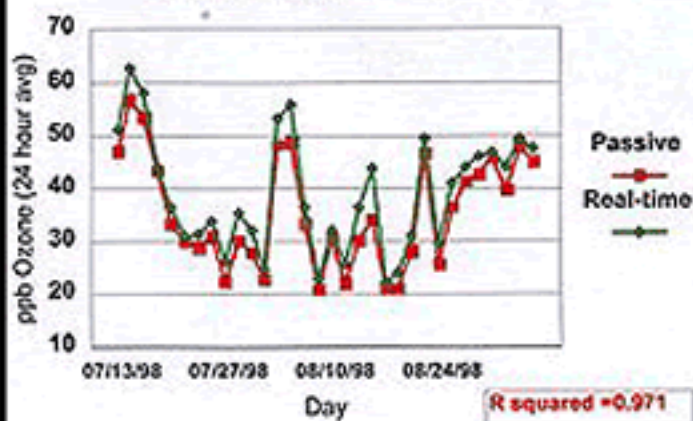
Site 6 (Arlington Real-time Monitor)  
Collocated Comparison



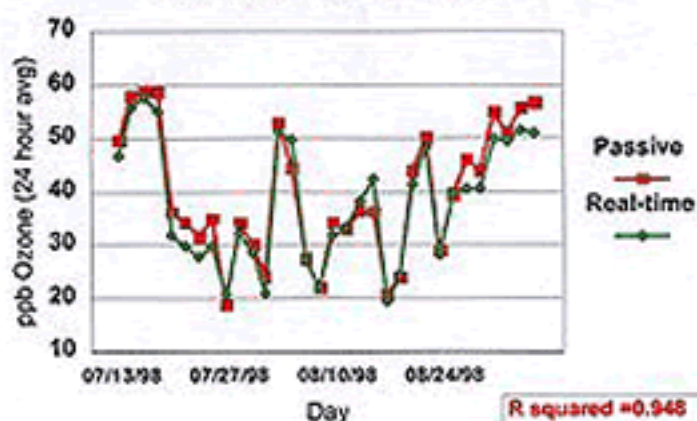
Site 15 (Nuestra Drive Real-time Monitor)  
Collocated Comparison



Site 7 (Meacham Field Real-time Monitor)  
Collocated Comparison



Site 8 (Keller Real-time Monitor)  
Collocated Comparison



The graphs are presented here to show the correlation between the Ogawa Passive Sampler and Real-Time monitors collocated at the sites indicated.